

Sierra Endocrine Associates

7230 N. Millbrook Ave.

Fresno, CA 93720

Telephone: 559-431-6197

Fax: 559-431-8827

Name: CASEY, CYNTHIA
Patient ID: 55782
DOB: December 16, 1950

Sex: Female
Ethnicity: White

Height: 64.0 in
Weight: 111.0 lb
Age: 64

Referring Physician: M. CARTER

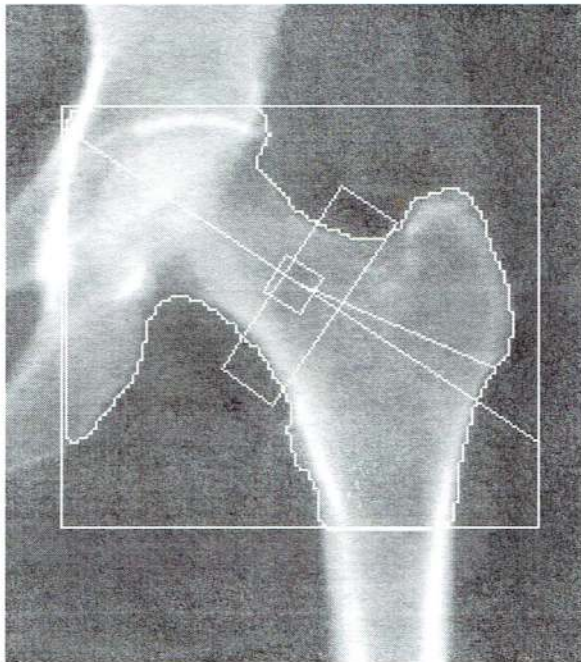
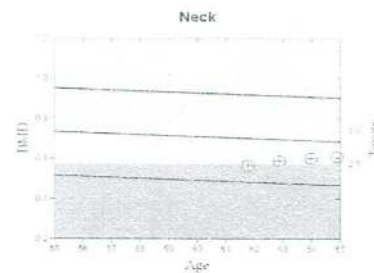


Image not for diagnostic use
105 x 93
NECK: 49 x 15

Scan Information:

Scan Date: November 04, 2015 ID: A1104150M
Scan Type: f Left Hip
Analysis: November 04, 2015 14:09 Version 13.4.2
Hip
Operator: rhm
Model: Discovery A (S/N 80890)
Comment:



T-score vs. White Female; Z-score vs. White Female. Source: BMDCS/NHANES White Female.

FRAX® WHO Fracture Risk Assessment Tool

10-year Fracture Risk¹

Major Osteoporotic Fracture **9.5%**

Hip Fracture **1.7%**

Reported Risk Factors:

US (Caucasian), T-score(WHO)=-2.1, BMI=19.1

¹ FRAX® Version 3.05. Fracture probability calculated for an untreated patient. Fracture probability may be lower if the patient has received treatment.

DXA Results Summary:

Scan Date	Age	BMD (g/cm ²)	T - score	BMD Change vs Baseline	BMD Change vs Previous
11/04/2015	64	0.607	-2.2	7.4%	1.3%
12/09/2014	63	0.599	-2.3	6.0%	2.0%
10/29/2013	62	0.587	-2.4	3.9%	3.9%
09/25/2012	61	0.565	-2.6		

* Denotes significance at 95% confidence level, LSC is 0.029 g/cm²

Sierra Endocrine Associates

7230 N. Millbrook Ave.

Fresno, CA 93720

Telephone: 559-431-6197

Fax: 559-431-8827

Name: CASEY, CYNTHIA
Patient ID: 55782
DOB: December 16, 1950

Sex: Female
Ethnicity: White

Height: 64.0 in
Weight: 111.0 lb
Age: 64

Referring Physician: M. CARTER

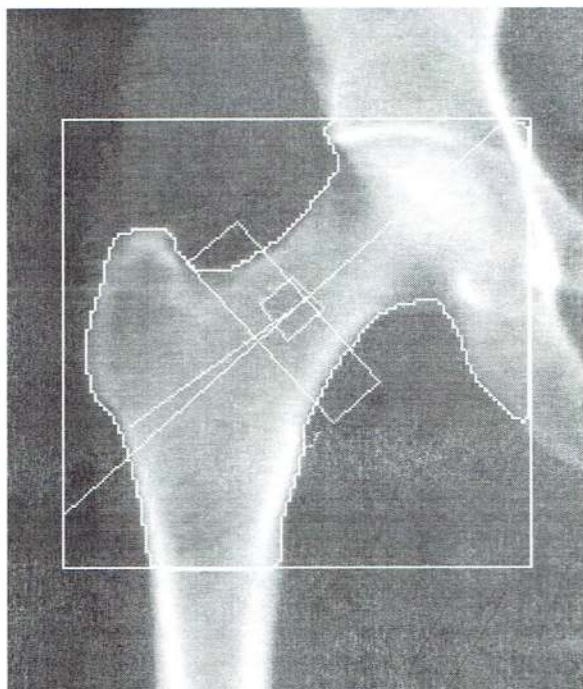



Image not for diagnostic use
103 x 99
NECK: 48 x 15

Scan Information:

Scan Date: November 04, 2015 ID: A1104150N
Scan Type: f Right Hip
Analysis: November 04, 2015 14:08 Version 13.4.2
Hip
Operator: rhm
Model: Discovery A (S/N 80890)
Comment:



T-score vs. White Female; Z-score vs. White Female. Source: BMDCS/NHANES White Female.

FRAX® WHO Fracture Risk Assessment Tool

10-year Fracture Risk¹

Major Osteoporotic Fracture 10%
Hip Fracture 2.1%

Reported Risk Factors:
US (Caucasian), T-score(WHO)=-2.3, BMI=19.1

¹ FRAX® Version 3.05 Fracture probability calculated for an untreated patient. Fracture probability may be lower if the patient has received treatment.

DXA Results Summary:

Scan Date	Age	BMD (g/cm ²)	T-score	BMD Change vs Baseline	BMD Change vs Previous
11/04/2015	64	0.580	-2.4	4.5%	1.5%
12/09/2014	63	0.571	-2.5	2.9%	-3.3%
10/29/2013	62	0.590	-2.3	6.4%*	6.4%*
09/25/2012	61	0.554	-2.7		

* Denotes significance at 95% confidence level, LSC is 0.029 g/cm²

Sierra Endocrine Associates

7230 N. Millbrook Ave.

Fresno, CA 93720

Telephone: 559-431-6197

Fax: 559-431-8827

Name: CASEY, CYNTHIA
 Patient ID: 55782
 DOB: December 16, 1950

Sex: Female
 Ethnicity: White

Height: 64.0 in
 Weight: 111.0 lb
 Age: 64

Referring Physician: M. CARTER

Scan Information:

Scan Date: November 04, 2015 ID: A1104150J
 Scan Type: f Lumbar Spine
 Analysis: November 04, 2015 14:09 Version 13.4.2
 Spine
 Operator: rhm
 Model: Discovery A (S/N 80890)
 Comment:

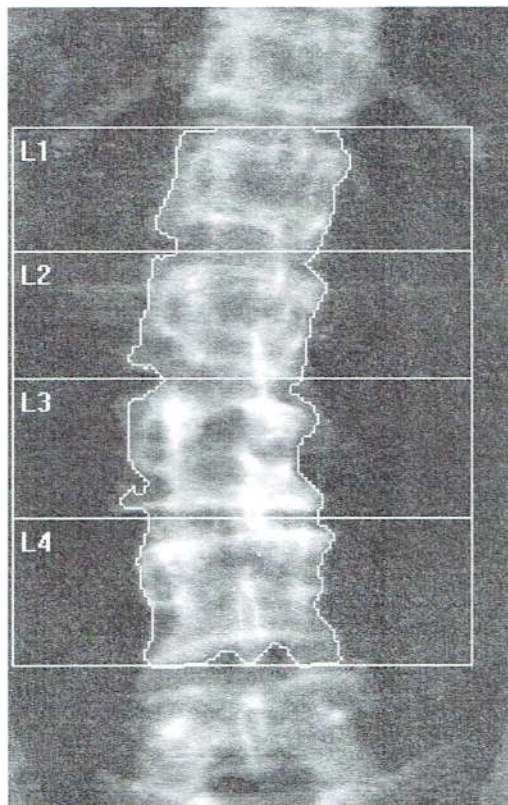
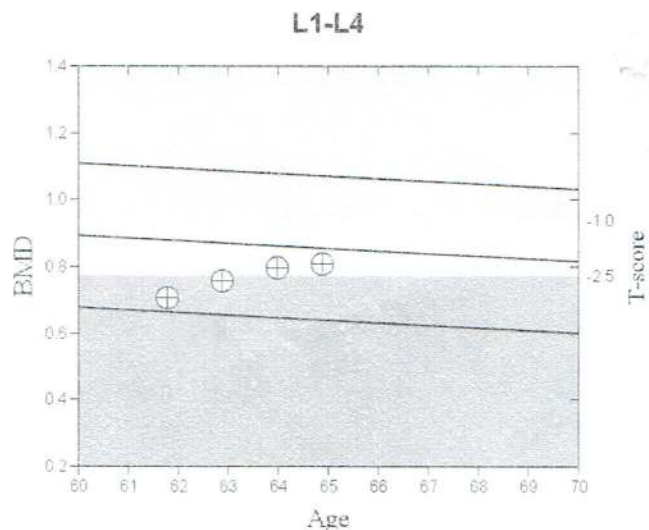


Image not for diagnostic use
 116 x 136



T-score vs. White Female; Z-score vs. White Female. Source: BMDCS/Hologic White Female.

DXA Results Summary: L1-L4

Scan Date	Age	BMD (g/cm ²)	T-score	BMD Change	
				vs Baseline	vs Previous
11/04/2015	64	0.809	-2.2	14.5%	1.3%
12/09/2014	63	0.798	-2.3	13.0%	5.1%
10/29/2013	62	0.759	-2.6	7.5%*	7.5%*
09/25/2012	61	0.706	-3.1		

* Denotes significance at 95% confidence level, LSC is 0.022 g/cm²