


RECIPES FOR STRONGER BONES

30 Delicious Recipes Packed Full of Calcium and Magnesium



Sponsored by:

AlgaeCal[®]
Finally, a Plant Source Calcium

AlgaeCal

TABLE OF CONTENTS

Snacks and Drinks

Kale Chips	2
Vanilla Chia Seed Pudding	3
Cowboy Caviar Chip Dip	4
No-Bake Energy Bites	5
Gluten-Free Quinoa Bites	6
Smoothies	7
Roasted Red Pepper Hummus	8
Zucchini Sticks	9

Meals

Linguini with Shrimp and Leeks	10
Stuffed Trout	11
Eggplant Parmesan	12
Mediterranean Shrimp Casserole	13
Chili Chicken with Banana Chutney	14
Asparagus Pesto Pizza	15
No-Crust Spinach Pie	16
Stuffed Peppers	17
Roasted Beet and Kale Salad	18
Vegetarian Chili	19
Summer Rainbow Rolls	20
Halibut with Tomatoes and Capers	21
Tortellini and Bean Soup	22
Couscous with Broccoli and Feta	23
Paella	24
Falafel with Tahini Sauce	25, 26
Sweet Potatoes Stuffed with Chipotle Black Bean and Corn Salad	27
Cabbage Salad with Spicy Peanut Dressing	28
Kale Pasta with Lemon and Toasted Walnuts	29, 30

Desserts

Blueberry Basil Popsicles	31
Coconut Oil Oatmeal Chocolate Chip Cookies	32
Banana Peanut Butter Ice Cream	33
Product Information	34

KALE CHIPS

Ingredients:

1 bunch organic kale
2 tbsp. cold-pressed extra virgin olive oil
1/2 of an organic lemon, freshly squeezed
Salt + Pepper to taste

Additional: Spice it up by adding cumin, red pepper flakes or nutritional yeast

* Kale is filled with powerful antioxidants and is high in Vitamin A, C and calcium



Directions:

1. Preheat oven to 375°F
2. Thoroughly rinse and dry kale leaves
3. Cut off the stems of the kale
4. Chop into large pieces
5. Put into a bowl and toss with olive oil, salt + pepper and lemon juice
6. Bake for 15 minutes
7. Flip Kale Chips
8. Bake for 10 minutes or until crisp

VANILLA CHIA PUDDING

Ingredients:

1/4 cup organic chia seeds
1.5 cups organic milk
(OR coconut or almond milk)
3 drops organic agave nectar to sweeten
Add ons: organic berries, unsalted raw nuts and seeds

*Chia Seeds are high in dietary fiber, calcium and phosphorus!



Directions:

1. Mix Chia Seeds and milk in a jar with a lid
2. Shake well to mix the seeds and milk together
3. Place jar in the fridge for an hour (minimum) the longer the better
4. Easy trick is to make before bed and leave overnight!
5. Finally, add your berries, nuts and seeds to the mixture for a healthy breakfast or snack!

COWBOY CAVIAR DIP

Ingredients:

Magnesium 119mg, Calcium 115mg
Serves ~ 4

1/4 cup organic lime juice
3 Tbsp. cold-pressed extra virgin olive oil
1 cup organic corn, thawed if frozen
1 cup organic black beans, rinsed
4 organic plum tomatoes, chopped
2 organic scallions, minced
1 organic avocado diced
1/8 tsp. cayenne
1/4 cup organic cilantro, chopped
Salt and Pepper to taste

*Fresh herbs contain vitamins and minerals, as well as disease-protecting flavonoids. Cilantro in particular, is one of the highest sources of Vitamin K!



Directions:

1. Mix all ingredients together in a bowl
2. Eat cowboy caviar on its own or with tortilla chips

NO-BAKE ENERGY BITES

Ingredients:

1 cup dry oatmeal flakes
1/2 cup dark organic, semi-sweet chocolate chips
1/2 cup organic peanut butter
1/4 cup organic flaxseeds
1/3 cup organic agave nectar
1 tsp. organic vanilla extract



Directions:

1. Mix all ingredients in a large bowl
2. Let sit for 10 minutes
3. Form mixture into a ball
4. Put energy bites onto a tray and stick in the fridge for 20 minutes or until hardened

GLUTEN-FREE QUINOA BITES

Ingredients:

1 cup uncooked organic quinoa
2 large organic eggs
1 cup chopped organic onion
1 cup shredded organic mozzarella cheese
2 teaspoons minced organic garlic
1/2 cup fresh organic basil, chopped (or 2 tablespoons dried)
1/2 cup organic cherry tomatoes, diced
1/2 teaspoon salt
1 teaspoon paprika
1 teaspoon dried oregano
Organic marinara sauce for dipping

* 1 cup of quinoa has 8g of protein, 118 mg Magnesium and 281 mg



Directions:

* Makes 24 mini muffin bites

1. Preheat oven to 350°F
2. Place the quinoa and two cups of water in a covered pot. Bring to boil and then simmer for 20 minutes or until quinoa is tender
3. Mix together all ingredients, except marinara sauce, in a medium mixing bowl
4. Distribute mixture into a greased mini muffin tin, filling each cup to the top (one heaping tablespoon each), and press down gently to compact
5. Bake for 15 to 20 minutes. Cool for 10 minutes before removing from the pan
6. Serve warm with sauce for dipping

SMOOTHIES

Vegan Wake-Up Smoothie:

1/4 cup raw, unsalted cashews, soaked six hours or overnight
1/2 organic banana, peeled and chopped (frozen optional)
1 tablespoon organic cacao nibs
1/2 cup Ice
1/4 cup cooled organic, fair-trade coffee
1 cup unsweetened organic almond milk
1/2 tablespoon organic coconut sugar (optional)

*soaking the cashews gives the smoothie that creaminess

Blend all ingredients until smooth!



Green Tea Banana Smoothie:

1 cup organic vanilla yogurt
1/2 cup organic milk (OR almond or coconut milk)
1 tbsp. organic matcha green tea powder
1/2 ripe organic banana, sliced
6-8 ice cubes
2 tbsps raw honey or organic agave nectar

* matcha green tea is rich in powerful anti-aging antioxidants and full of cancer-fighting catechins



ROASTED RED PEPPER HUMMUS

Ingredients:

2 cloves organic garlic, minced
1 cup organic chickpeas
1/3 cup of organic, unsalted tahini

1/3 cup freshly squeezed organic
lemon juice
1/2 cup organic roasted red
peppers
1/2 cup fresh organic basil

*Chickpeas are rich in fiber, protein and contain minerals such as folic acid, zinc and magnesium



Directions:

1. In a food processor, combine garlic, chickpeas, tahini, and lemon juice
2. Process until the mixture is smooth
3. Add roasted peppers and basil
4. Process until smooth
5. Season with salt and pepper
6. Transfer hummus to a bowl, drizzle with cold-pressed extra virgin olive oil and serve!

*Roasted red peppers:

1. Preheat oven to 350°F
2. Place peppers in oven for 30 minutes then take them out when properly roasted

ZUCCHINI STICKS

Ingredients:

3 medium organic zucchinis
1 organic egg white
1/3 cup whole wheat bread crumbs

2 Tbsp. parmesan cheese
1/4 tsp. garlic powder
Salt and pepper to taste



Directions:

1. Preheat oven to 425°F
2. In a small bowl beat egg whites with salt and pepper
3. In plastic bag, place bread crumbs, garlic powder and cheese and shake well
4. Dip zucchini in egg whites, then bread crumb mixture and shake to coat
5. Place breaded zucchini in single layer on cookie sheet
6. Bake for 20-25 minutes or until golden brown
7. Serve with marinara sauce for dipping. (Quick sauce: tomato sauce/paste/puree mixed with Italian seasonings to taste)

LINGUINI WITH SHRIMP AND LEEKS

Ingredients:

2 quarts water
4 ounces whole wheat linguine
2 tsp. cold-pressed extra virgin olive oil
2 large leeks (cleaned well and sliced into rounds)
2 Tbsp. white wine vinegar
2 Tbsp. white wine
1/2 cup organic chicken stock
1 Tbsp. capers
3/4 ounce goat cheese
Salt and black pepper to taste
8 ounces wild shrimp (peeled and deveined)
2 Tbsp. dried organic pumpkin seeds
2 Tbsp. fresh organic basil leaves
2 Tbsp. organic red bell pepper (diced)

Magnesium 206 mg, Calcium 160 mg
Serves 4



Directions:

1. Place the water in a large stock pot over high heat
2. Place the olive oil in a large skillet over medium-high heat
3. Add the leeks and cook, stirring frequently
4. When the leeks are soft add the linguine to the boiling water
5. Add the vinegar, wine, chicken stock, capers, pepper and shrimp to the skillet with the leeks. Increase the heat to medium-high
6. After the sauce is simmering and the shrimp begin to turn pink, reduce the heat to medium and add the pumpkin seeds.
7. When the linguine is done move it from the pasta water to the skillet with the leeks using tongs
8. Add the basil and cook for another minute tossing to blend the pasta with the leeks and sauce.
9. Serve topped with the diced red bell pepper

STUFFED TROUT

Ingredients:

Calcium 157mg, Magnesium 145mg
Serves 4

2 ounces fresh breadcrumbs
1/4 lb. organic dried apricots, finely chopped
1/4 cup coriander, freshly chopped
4-6 pieces sliced organic lemon to top with
3 ounces raw, unsalted pistachio nuts, shelled, chopped
1/4 lb. grass-fed butter (or coconut oil) melted
4 fresh wild whole trout, gutted, rinsed
Salt and pepper to taste



Directions:

1. Preheat the oven to 350°F
2. Place the breadcrumbs, apricots, coriander, pistachio nuts, half the butter, and seasoning in a bowl and mix well
3. Place each trout on a large sheet of buttered foil
4. Spoon half the stuffing inside each cavity
5. Brush the trout with melted butter and top with sliced lemon. Then enclose the foil around each one
6. Place on a baking tray and bake for 25-30 minutes
7. Removed foil and serve immediately

EGGPLANT PARMESAN

Ingredients:

561 mg of Calcium, 83 mg of Magnesium
Serves ~ 6-8

1 lb boneless skinless organic grass-fed chicken breasts (thin sliced)
1 medium organic eggplant (approximately 1 pound)
1/3 cup Italian breadcrumbs
3/4 lb mozzarella cheese, sliced thin
1 (26 ounce) organic marinara sauce (approximately 3 cups)
1/4 lb parmesan cheese, grated

* eggplant contains phyto nutrients which improve blood circulation and nourishes the brain



Directions:


1. Preheat oven to 350°F
2. Peel and slice eggplant
3. Line bottom of 13x9 inch baking dish with the chicken breast slices
4. Cover chicken with the eggplant slices
5. Sprinkle breadcrumbs over eggplant
6. Cover breadcrumbs with mozzarella cheese slices
7. Pour marinara sauce over cheese
8. Sprinkle Parmesan cheese over top
9. Bake for 30-40 minutes at 350 degrees

MEDITERRANEAN SHRIMP CASSEROLE

Ingredients:

Calcium 463mg, Magnesium 108mg
Serves 4

2 cups small whole wheat shell pasta
3 cloves organic garlic, crushed
1-1/4 lbs. organic plum tomatoes, coarsely chopped
1/3 cup white wine
5 ounces organic tomato sauce
1/8 tsp. cayenne pepper
11 ounces cooked wild shrimp, peeled, deveined, and drained
2/3 cup fresh organic cilantro or parsley finely chopped
1-1/3 cups Asiago cheese, grated



Directions:

1. Preheat oven to 400°F
2. Cook pasta in a large pot of boiling water about 6 minutes, until partially cooked and drain
3. Combine garlic with juice from tomatoes and wine in saucepan over medium heat and bring to a boil, stirring frequently
5. Simmer 5-7 minutes, until most of liquid has evaporated. Stir in tomatoes, tomato sauce and cayenne. Bring to a boil
6. Add shrimp, pasta, dill and half the cheese. Mix thoroughly
7. Transfer to a shallow baking dish and sprinkle with the remaining cheese
8. Bake 15-20 minutes, or until heated through

CHILI CHICKEN WITH BANANA CHUTNEY

Ingredients:

83 mg Magnesium, 25 mg Calcium
Serves 4

Marinade:

2 tbsp. organic orange peel, grated
2 organic jalapeno peppers, seeded and coarsely chopped
1 tbsp. organic ginger root, peeled and grated
2 tbsp. organic lime juice
2 tsp. cold-pressed extra virgin olive oil
2 organic garlic cloves, peeled and halved
1/2 tsp. all spice
1/4 cup organic pineapple, crushed

Chicken:

4 organic, grass-fed chicken breast halves
boneless/skinless

Directions:

Marinade and Chicken Instructions:

Heat grill. In blender combine all marinade ingredients; process 2 minutes or until smooth. Place chicken breast in shallow baking dish, spoon marinade mixture evenly among the breast; cover and refrigerate 1 hour. In small bowl, combine all chutney ingredients, mix well and set aside. When grill is properly heated to a medium heat, lightly oil grill rack, cook chicken breast 5 minutes and turn each breast, spoon on remaining marinade and cook another 5 minutes until internal temperature is 165 degrees. Remove the chicken from the grill and serve with the chutney

Chutney Instructions:

In a mixing bowl, mix first 6 ingredients. In a large saucepan, combine molasses and vinegar; bring to a simmer; stir in fruit mixture and cayenne pepper. Simmer 5-8 minutes; remove from heat. Just prior to serving stir in bananas.

Banana Mango Chutney:

2 tbsp. organic ginger root, peeled and grated
1/2 cup organic apple, peeled and diced
1/2 cup organic raisins
1 cup organic mango, peeled and diced
1 cup organic pineapple, crushed
1 tbsp. organic lime juice
1/2 cup molasses
1/4 cup cider vinegar
2 tsp. cayenne pepper
2 cups organic banana, chopped



ASPARAGUS PESTO PIZZA

Ingredients:

Calcium 574mg, Magnesium 48mg
Serves 4

3/4 lb. organic asparagus, chopped
1 Tbs. cold-pressed extra virgin olive oil
1 Tbs. organic pine nuts
1 cup organic basil leaves
1 clove organic garlic, chopped
2 Tbs. Parmesan cheese, grated
1 large baked cheese pizza crust
1/2 lb. goat cheese
1/4 cup grated Parmesan cheese



Directions:

1. Preheat oven to 350°F
2. Place asparagus in a steamer basket over boiling water
3. Cover pan and steam 5 minutes, or until bright green and almost tender
4. Drain, rinse under cold water and rinse again
5. Heat oil in a heavy saucepan over medium high heat
6. Sauté pine nuts 3-5 minutes, stirring until lightly browned
7. Transfer pine nuts in oil with basil, garlic and parmesan cheese then put in a blender or food processor and process until smooth
8. Spread pesto over crust and top with asparagus, goat cheese and grated Parmesan
9. Place pizza on an oven tray and bake 15 minutes, or until topping is golden brown.

*Asparagus is a rich source of glutathione, a detoxifying compound that helps break down carcinogens and other harmful compounds like free radicals

NO CRUST SPINACH PIE

Ingredients:

Calcium 354mg, Magnesium 67mg
Serves 4

2 Tbsp. cold-pressed extra virgin olive oil
1 cup organic mushrooms, sliced
1 cup organic red bell pepper, sliced
1 lb. ricotta cheese
9 ounces frozen organic spinach, drained
4 organic eggs
1 cup grated cheese blend

* Spinach contains 250 mg of calcium per cup (cooked) and is also one of the best sources of dietary magnesium

Directions:

1. Preheat oven to 350°F
2. Heat oil in a heavy nonstick skillet over medium-high heat
3. Sauté mushrooms and peppers 5-7 minutes, or until softened
4. Cool
5. Blend all ingredients together and season with salt and pepper to taste
6. Pour into a buttered 13x9 inch pan and top with cheese blend
7. Bake 40 minutes.



STUFFED PEPPERS

Ingredients:

4 different colored organic peppers
1 cup of organic chickpeas
1/4 cup organic yellow onion, chopped
5 white organic mushrooms, sliced
1/2 cup of sliced black olives
1 clove organic garlic, chopped
1 cup organic quinoa

1.5 cups of organic marinara sauce
1 tbsp. cold-pressed extra virgin olive oil
1 tbsp. italian spices
Salt and pepper to taste
4 slices mozzarella cheese

*Optional: lean ground turkey

Directions:

1. Preheat oven to 350°F
2. Bring 2 cups of water to a boil and add quinoa, stirring occasionally until fluffy (about 20 minutes)
3. Cut the tops off of your peppers and scrape inside clean
4. Place peppers on tray and into the oven (20 minutes)
5. Saute onion, mushrooms, garlic and olive oil in pan
6. Add chickpeas, olives, quinoa, marinara sauce, italian seasoning and salt and pepper
7. Take out peppers and stuff with mixture
8. Top with cheese slices
9. Put peppers back in the oven for 10 minutes

* Did you know each color of pepper is associated with a different family of phytochemicals?



ROASTED BEET & KALE SALAD

Ingredients:

Salad:

1 bunch organic kale
2 medium sized organic red beets
1/2 cup crumbled feta
1/2 cup assorted seeds
(pumpkin, sesame, sunflower -
raw and unsalted)

Lemon Mustard Vinaigrette:

1/4 cup fresh squeezed organic
lemon juice
1/2 cup cold-pressed extra virgin
olive oil
1 tsp. yellow mustard
Salt and pepper to taste

Directions:

Salad:

1. Preheat oven to 350°F
2. Wash beets, place on tray wrapped in aluminum foil and put into oven for 30 minutes or until tender
3. Wash kale and remove stems
4. Cut into bite-size pieces and place in salad bowl

Lemon Mustard Vinaigrette:

1. Combine all ingredients and mix or blend, if too acidic, add more olive oil. Play around with the ratios for personal preference!
2. Remove beets from oven and let them cool and remove beet peels with pairing knife or hands
3. Slice beets and place in salad bowl with the kale
4. Mix in vinaigrette, feta and seeds
5. This salad can last 1-2 days in the fridge and gets better with time as the acidity in the lemon breaks down the toughness in the kale!



VEGETARIAN CHILI

Ingredients:

2 cans organic crushed tomatoes
1 can organic corn
1 can organic red kidney beans
1 organic yellow onion, chopped
1/2 lb organic mushrooms, sliced
1 organic celery heart, chopped
1 bunch organic kale, chopped
1 cup organic quinoa
2 cups water

Seasoning:

1 tsp. chili powder
1 tsp. ground cumin
1 tsp. garlic powder
1 tsp. onion powder
1/4 – 1/2 tsp. crushed red pepper

*Can also add lean ground turkey

Directions:

1. Add all ingredients to a crockpot or large pot on low-medium on stove top
2. Let simmer for minimum 2 hours
3. The easiest way is to make in the morning and leave to cook all day in crockpot for a hearty and delicious dinner!



SUMMER RAINBOW ROLLS

Ingredients:

1 cup cooked vermicelli
6-8 rice paper sheets
1 organic carrot
1 organic avocado
1/3 organic cucumber
1 cup organic basil
5-8 organic kale leaves
1/2 organic red pepper, sliced

* Can add
cooked wild shrimp
or organic grass-fed
chicken

Peanut Sauce:

1/3 cup peanut butter
2 garlic cloves, minced
1 tbsp. ginger, peeled and finely chopped

2 tbsp. each of tamari, maple syrup,
and lime juice
Chili powder, to taste
1/3 cup water



Directions:

1. Peanut sauce: blend or mix together all the ingredients until smooth. To bring out more of the flavors saute the garlic and ginger first. Set aside in a bowl.

Summer Rainbow Rolls:

2. Cut all the veggies into thin strips
3. Dip your rice paper sheets in warm water so they soften and then arrange your fillings in the middle
4. Fold over two ends, then wrap it, making it as tight as possible
5. Serve with peanut sauce

HALIBUT WITH TOMATOES & CAPERS

Ingredients:

Calcium 115 mg, Magnesium 143 mg
Serves 4

1 tbsp. cold-pressed extra virgin
olive oil
1 organic yellow onion, chopped
2 cloves organic garlic, minced
2 cups diced organic tomatoes
1 tbsp. capers
4 oceanwise halibut fillets
Salt and pepper to taste

*Capers are a storehouse of vitamins
like vitamin A, vitamin K, niacin and
riboflavin

Directions:

1. Preheat the oven to 350°F
2. Heat the olive oil in a large skillet over medium heat
3. Add the onion and cook, stirring occasionally, until it is soft and translucent, about 5 minutes
4. Add the garlic and cook for 2 minutes more
5. Add the tomatoes and capers, season with salt and pepper and cook for 5 more minutes
6. Spoon a few tablespoons of sauce into a baking dish.
7. Season the halibut fillets with salt and pepper and place them in a baking dish.
8. Pour the rest of the sauce over the fish and bake until the fish is just cooked through, about 12 to 15 minutes, depending on the thickness of the fish.



TORTELLINI & BEAN SOUP

Ingredients:

112 mg Magnesium, 163 mg Calcium
Serves ~ 6

1 tsp. cold-press extra virgin olive oil
2 cups organic white onions, diced
1 organic red bell pepper, chopped
3 cloves organic garlic, minced
1 tsp Italian seasoning
2/3 cup water

2 cups raw organic spinach,
chopped
1 cup organic navy beans, drained
1 can low-sodium organic chicken
broth
1 cup whole organic tomatoes
1 cup organic artichoke hearts



Directions:


1. Heat the oil in a soup pot over medium-high heat
2. Add the onions, bell pepper, garlic, and Italian seasoning to the pot
3. Sauté, stirring occasionally, for 5 minutes or until the ingredients are tender
4. Add the water, spinach, beans, broth, tomatoes, and artichokes to the pot - Raise the heat to high and bring to a boil.
5. Lower the heat and simmer for 2 minutes.
6. Add the tortellini to the pot and cook until thoroughly heated, about 7 minutes.
7. Serve

COUSCOUS WITH BROCCOLI + FETA

Ingredients:

112 mg Magnesium, 163 mg Calcium
Serves ~6

2 plum organic tomatoes,
chopped
1/4 cup organic green onions,
chopped
1/4 cup organic raisins
1/4 tsp. dried basil
1/4 tsp. ground cumin
1/4 tsp. black pepper
1 tbsp. cold-pressed extra virgin
olive oil
2 cups water
2 1/2 cups organic broccoli
florets
1 3/4 cups organic couscous
2 tablespoons crumbled feta



Directions:

1. In a bowl combine the tomatoes, green onions, raisins, basil, cumin, pepper and olive oil - set aside
2. Place the water and broccoli florets in a large saucepan and add the tomato mixture to the saucepan, then stir in the couscous
3. Cover and remove from the heat
4. Let stand for 5 minutes
5. Fluff lightly with a fork before serving
6. Top with feta

PAELLA

Ingredients:

1 tsp. dried oregano
2 cloves organic garlic, minced
Salt and pepper to taste
3 tbsp. olive oil
1 pound organic grass-fed boneless, skinless chicken thighs
1/2 pound low-fat chorizo sausage
1 large organic onion, chopped
1 organic red bell pepper, chopped
2 1/4 cups long grain rice
4 cups low-sodium organic chicken broth
1/2 teaspoon saffron threads
2 cups (1 package) frozen organic peas
1 cup diced, organic tomatoes with their juices
1 pound wild shrimp, peeled and deveined
2 dozen cherrystone clams, scrubbed
2 pounds mussels, scrubbed



Calcium 146 mg, Magnesium 101 mg
Serves 8

Directions:

1. Combine the oregano, garlic, salt and pepper with 1 tbsp. of olive oil and rub the chicken with it
2. Heat 2 tbsp. of olive oil in a deep skillet over moderate heat. Brown the chicken lightly on both sides
3. Add the chorizo, onion, green and red peppers and cook until the vegetables are soft, about 10 minutes.
4. Add the tomatoes and rice and cook 5 minutes more. Add the chicken broth and saffron, mix well, cover with foil and cook until the liquid is almost absorbed, about 15 minutes
5. Add the shrimp, cherrystones, mussels and peas. Cover and cook until the mussels and clams are opened, about 10 minutes more
6. Serve in a large shallow dish or in individual bowls

FALAFELS WITH TAHINI SAUCE

Ingredients:

For the falafel:
2 cups roughly chopped organic white onion
6 garlic cloves
2 cups cooked organic chickpeas
1 cup lightly packed parsley leaves
1 cup lightly packed cilantro leaves
1 teaspoon salt
1/4 teaspoon chili powder
2 teaspoons cumin
2 teaspoons baking powder
1/2 cup all-purpose flour
Organic coconut Oil, for sauteing
Pita bread, for serving

For the tahini sauce:
1 1/4 cups plain organic yogurt
1/4 cup organic tahini (sesame paste)
2 Tablespoons fresh organic lemon juice

* one tablespoon of sesame seeds with their hulls, will contain about



Directions:

1. Add the onion and garlic cloves to the bowl of a food processor and pulse just until they are finely minced. Remove the mixture and set it aside
2. Add the chickpeas, parsley, cilantro, salt, chili powder, and cumin to the bowl of the food processor and pulse until they are roughly blended but not pureed
3. Return the onion mixture to the food processor, along with the baking powder and just enough flour so that when you pulse the processor, the mixture begins to form a small ball and is not sticky. (Note: Start by adding ¼ cup of flour, and then the remaining ¼ cup. You can add more if the mixture is still too wet.)
4. Transfer the falafel mixture to a bowl, cover it with plastic wrap and refrigerate it for 1 hour.
5. While the falafel mixture is chilling, prepare the tahini sauce by whisking together the yogurt, tahini and lemon juice. Season it with salt and pepper, cover it and place it in the fridge.
6. Once the falafel mixture has chilled, use a small ice cream scoop or spoons to form the mixture into balls. (About 3 tablespoons worth)
7. Set a large sauté pan over medium heat and add a liberal amount of coconut oil so that the pan is well-coated. Let the pan pre-heat for 3 minutes then add the falafel one by one, browning them on the first side for 3 minutes, then flipping them once and browning the second side until the mixture is cooked throughout
8. Transfer the falafel to a paper towel-lined cooling wrack and immediately season them with salt. Repeat this process until you have cooked all of the falafel.
9. Place three or four falafel inside a halved, warmed pita and drizzle with the prepared tahini sauce.

SWEET POTATOES

STUFFED WITH CHIPOTLE BLACK BEAN AND CORN SALAD

Ingredients:

- 4 small organic sweet potatoes, baked
- 1 (15 oz) can organic black beans, rinsed and drained
- 1 cup organic corn
- 3 organic green onions, thinly sliced
- 1/2 cup organic cilantro, chopped

For the Vinaigrette:

- 2 organic limes, zested and juiced
- 1 tablespoon cold-pressed extra virgin olive oil
- 2 teaspoons raw organic honey
- 2 teaspoons adobo sauce (from a can of chipotles in adobo)
- 1/2 teaspoon salt
- 1/2 teaspoon pepper

Directions:

1. In a bowl, add the black beans, corn, onions, and cilantro
2. Stir to combine
3. In a smaller bowl, mix together the lime zest and juice, oil, honey, adobo, salt and pepper
4. Pour over the black bean mixture and toss to combine
5. Slice open the baked sweet potatoes and stuff potatoes with the chipotle black Bean and corn salad
6. Serve



CABBAGE SALAD

WITH SPICY PEANUT DRESSING

Ingredients:

For the salad:

- 1 head organic napa cabbage, thinly shredded
- 1/2 small head organic red cabbage, thinly shredded
- 1 organic carrot, peeled and julienned
- 1 cup organic snow peas, thinly sliced
- 1/4 cup organic basil leaves
- 1/4 cup organic cilantro leaves
- 1 organic avocado, diced
- 1/4 cup chopped organic roasted cashews
- 2 tablespoons black sesame seeds

For the dressing:

- 2 tbsp. smooth organic peanut butter
- 2 tbsp. rice-wine vinegar
- 1 tsp. sesame oil
- 1 tsp. soy sauce
- 1 tsp. raw organic honey
- 1/2 teaspoon sriracha (hot sauce)
- 1 clove organic garlic, finely minced
- 1 tsp. freshly grated organic ginger
- 2 tablespoons water



Directions:

1. Combine the cabbages, carrots, snow peas, avocado and half the herbs in a large bowl
2. Whisk together all the ingredients for the dressing in a separate bowl, adding more water to thin if necessary
3. Toss the cabbage mixture with the peanut sauce and top with the reserved herbs, cashews and sesame seeds

PASTA

WITH KALE, LEMON AND WALNUTS

Ingredients:

- 1 lb. whole wheat pasta
- 2 tbsp. cold-pressed extra-virgin olive oil
- 1 tbsp. organic garlic, minced
- 1/4 tsp. red pepper flakes
- 1 bunch organic kale, de-stemmed and thinly sliced
- 1 pinch of sea salt
- zest of 1 organic lemon (approximately 1 1/2 tablespoons)
- 2 tbsp. fresh organic lemon juice
- 1/2 cup freshly grated parmesan cheese, plus more for topping
- 1/4 cup raw organic walnuts, toasted and coarsely chopped



BLUEBERRY BASIL POPSICLES

Directions:

1. Place raw walnuts in a dry skillet set over medium heat, and cook, until toasted
walnuts start to brown and smell toasted, about 5 minutes. Set them aside
2. Wash, de-stem and thinly slice your kale
3. Mince your garlic cloves, and zest and juice your lemon
4. Bring a large pot of salted water to a boil for the pasta. Cook the pasta according to the package directions. Reserve 1/2 cup pasta water and then drain
5. When the pasta has about 5 minutes left to cook, heat the 2 tablespoons olive oil in a large skillet over medium heat
6. Add the garlic and red pepper flakes and cook, about 30 seconds to 1 minute, until tender and fragrant
7. Add in the sliced kale along with a pinch of sea salt and cook until wilted and tender, about 1-2 minutes
8. Remove from heat and add in the lemon zest and juice, and give it all a good toss to combine
9. Add the pasta to the skillet and toss to combine. Add in some of the reserved pasta water to create a thin sauce. This is to taste and you really just want to add enough water so that the pasta isn't sticking together in clumps
10. Add in the 1/2 cup grated cheese and toss to combine

Ingredients:

- | | |
|--------------------------------------|------------------------------|
| 1/4 cup fresh organic basil, chopped | 1 cup organic coconut water |
| 3/4 cup organic blueberries | 6 tbsp. organic agave nectar |
| 1 cup lite organic coconut milk | 8 popsicle sticks |



Directions:

1. Place 5 or so blueberries and a pinch of basil into the bottom of popsicle molds. In a medium sized mixing bowl, whisk coconut milk, coconut water, and agave nectar until combined
2. Fill the popsicle molds with the liquid, leaving room for sticks
3. Place in freezer overnight

OATMEAL CHOCOLATE CHIP COOKIES WITH COCONUT OIL

Ingredients:

1 large organic egg
1/2 cup melted organic coconut oil
1/2 cup light brown sugar, packed
1/4 cup granulated sugar
1 tablespoon organic vanilla extract
1 tsp. cinnamon
pinch salt, optional and to taste
1 cup unsweetened shredded organic coconut
1 cup old-fashioned whole rolled oats
1 cup all-purpose flour
1 tsp. baking soda
3/4 cup organic dark chocolate chips



Directions:

1. Preheat oven to 350F
2. In a large mixing bowl, add the egg, coconut oil (if it's solid, briefly microwave enough to obtain 1/2 cup melted), sugars, vanilla, cinnamon, optional salt, and whisk to combine
3. Add the shredded coconut, oats, flour, baking soda, and stir to combine. Then fold in chocolate chips
4. Using a medium 2-inch cookie scoop or your hands, form 16 equal-sized mounds, about two heaping tablespoons of dough each.
5. Place mounds on baking sheets
6. Bake about 9 minutes, or until edges have set and the tops are just beginning to set, even if undercooked, pale, and glossy in the center.
7. Allow cookies to cool on the baking sheet for about 5 minutes before removing and transferring to a rack to finish cooling

BANANA PEANUT BUTTER ICE CREAM

Ingredients:

2 organic bananas, frozen
2 Tbsp organic peanut butter,
1 Tbsp organic cocoa

*Get creative and add shredded coconut or cinnamon as toppings!



Directions:

1. Cut banana into slices and place in freezer until well frozen
2. Place banana, peanut butter and cocoa in blender and combine until smooth.
3. Eat immediately or save for later!

HEALTHY MINERALS



THE RECIPES INCLUDED IN THIS BOOK ARE GREAT SOURCES OF CALCIUM AND MAGNESIUM. TRY TO INCLUDE AS MANY FOODS RICH IN CALCIUM AND MAGNESIUM IN YOUR DIET AS POSSIBLE AND IF NECESSARY, SUPPLEMENT THE SHORTFALL WITH BIO- AVAILABLE ALGAE CAL, THE WORLD'S ONLY PLANT-SOURCED CALCIUM. TO LEARN MORE ABOUT ALGAE CAL PLUS, GO TO:

WWW.ALGAECAL.COM