

Canadian Center for FUNCTIONAL MEDICINE

1550 United Boulevard
Coquitlam, BC V3K 6Y7

Telephone: 604-777-5500

E-Mail: info@functionalmedicine.ca

Fax: 604-777-5511

Name: PIZZORNO, LARA
Patient ID:
DOB: October 05, 1948

Sex: Female
Ethnicity: White

Height:
Weight:
Age: 62

Referring Physician:

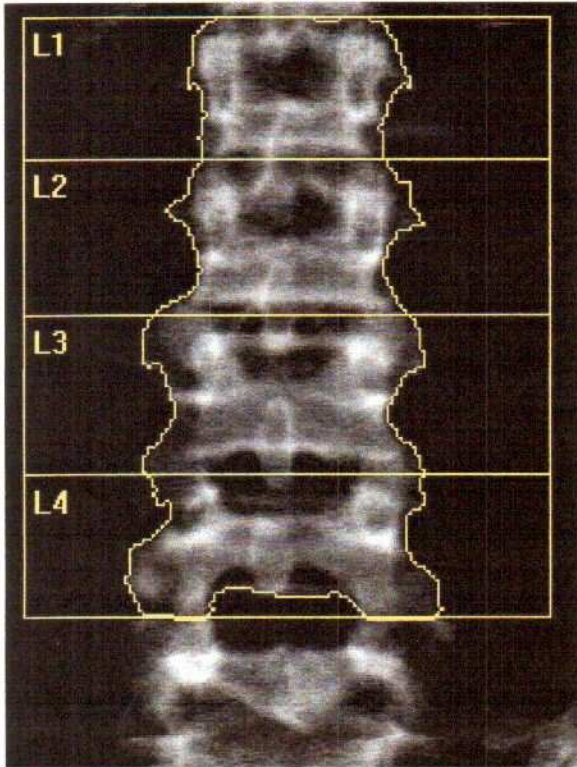


Image not for diagnostic use
k = 1.121, d0 = 48.7
116 x 132

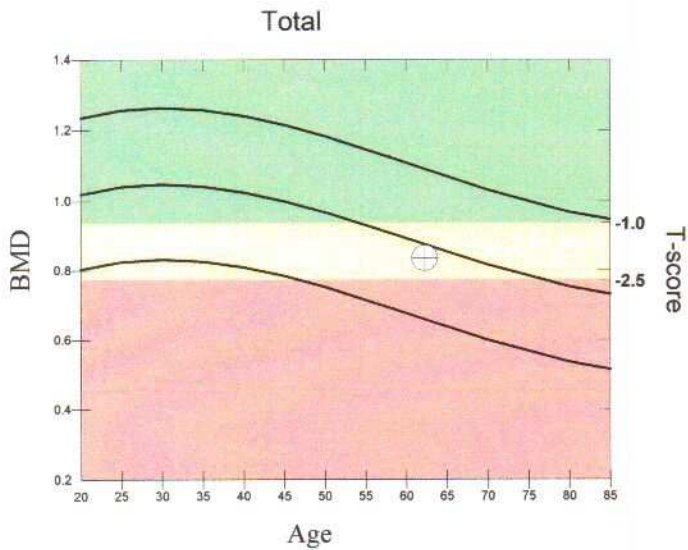
Scan Information:

Scan Date: January 13, 2011 ID: A01131103
Scan Type: a Lumbar Spine
Analysis: January 13, 2011 12:38 Version 13.0:7
Spine
Operator: NP
Model: Discovery W (S/N 84488)
Comment:

DXA Results Summary:

Region	Area (cm ²)	BMC (g)	BMD (g/cm ²)	T-score	Z-score
L1	13.46	11.89	0.883	-1.0	0.4
L2	16.24	14.40	0.887	-1.3	0.3
L3	19.90	16.15	0.812	-2.5	-0.8
L4	18.09	14.08	0.778	-2.6	-0.9
Total	67.69	56.52	0.835	-1.9	-0.4

Total BMD CV 1.0%, ACF = 1.038, BCF = 1.003, TH = 6.080
WHO Classification: Osteopenia
Fracture Risk: Increased



Fracture Risk

Not Increased Increased High

T-score vs. White Female; Z-score vs. White Female. Source: BMDCS/Hologic

Physician's Comment:

HOLOGIC®

Canadian Center for FUNCTIONAL MEDICINE

1550 United Boulevard
Coquitlam, BC V3K 6Y7

Telephone: 604-777-5500

E-Mail: info@functionalmedicine.ca

Fax: 604-777-5511

Name: PIZZORNO, LARA
Patient ID:
DOB: October 05, 1948

Sex: Female
Ethnicity: White

Height:
Weight:
Age: 62

Referring Physician:

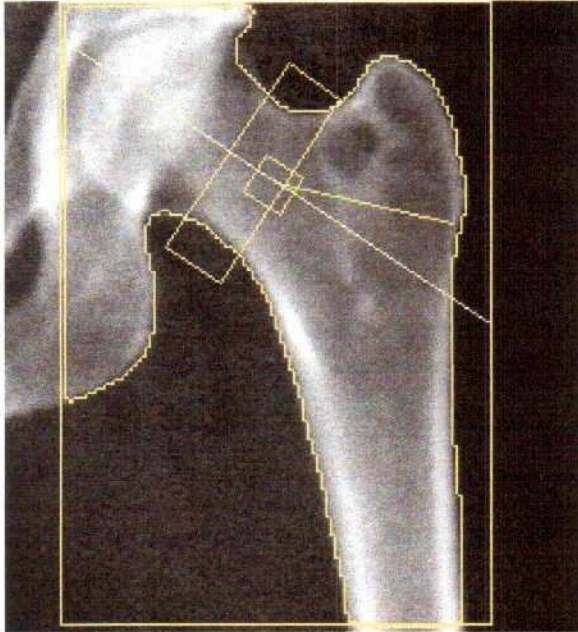


Image not for diagnostic use
k = 1.121, d0 = 52.4
95 x 137
NECK: 49 x 15

Scan Information:

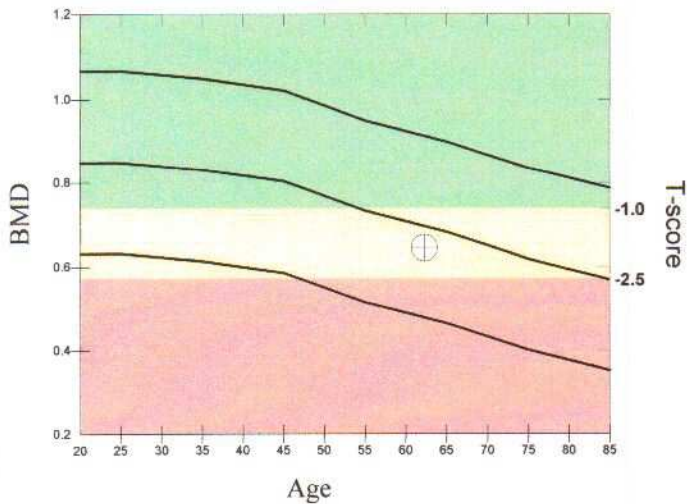
Scan Date: January 13, 2011 ID: A01131104
Scan Type: a Left Hip
Analysis: January 13, 2011 12:41 Version 13.0:7
Hip
Operator: NP
Model: Discovery W (S/N 84488)
Comment:

DXA Results Summary:

Region	Area (cm ²)	BMC (g)	BMD (g/cm ²)	T-score	Z-score
Neck	4.99	3.21	0.644	-1.8	-0.5
Total	46.53	38.15	0.820	-1.0	0.1

Total BMD CV 1.0%, ACF = 1.038, BCF = 1.003, TH = 5.448
WHO Classification: Osteopenia
Fracture Risk: Increased

Neck



Fracture Risk

Not Increased Increased High

T-score vs. White Female; Z-score vs. White Female. Source:BMDCS/NHANES

Physician's Comment:

HOLOGIC®

Canadian Center for FUNCTIONAL MEDICINE

1550 United Boulevard
Coquitlam, BC V3K 6Y7

Telephone: 604-777-5500

E-Mail: info@functionalmedicine.ca

Fax: 604-777-5511

Name: PIZZORNO, LARA
Patient ID:
DOB: October 05, 1948

Sex: Female
Ethnicity: White

Height:
Weight:
Age: 62

Scan Information:

Scan Date: January 13, 2011 ID: A01131105
Scan Type: a Whole Body
Analysis: January 13, 2011 12:43 Version 13.0
Auto Whole Body
Operator: NP
Model: Discovery W (S/N 84488)
Comment:

DXA Results Summary:

Region	BMC (g)	Fat Mass (g)	Lean Mass (g)	Lean+ BMC (g)	Total Mass (g)	% Fat
L Arm	115.14	801.1	1502.2	1617.3	2418.4	33.1
R Arm	125.66	758.3	1576.8	1702.4	2460.8	30.8
Trunk	487.49	5349.2	17935.5	18423.0	23772.2	22.5
L Leg	354.19	2493.8	5454.9	5809.0	8302.9	30.0
R Leg	346.60	2861.8	5520.2	5866.8	8728.5	32.8
Subtotal	1429.07	12264.3	31989.5	33418.6	45682.8	26.8
Head	528.65	894.5	2585.1	3113.8	4008.2	22.3
Total	1957.72	13158.8	34574.6	36532.3	49691.1	26.5

TBAR353 - NHANES BCA calibration

Canadian Center for FUNCTIONAL MEDICINE

1550 United Boulevard
Coquitlam, BC V3K 6Y7

Telephone: 604-777-5500

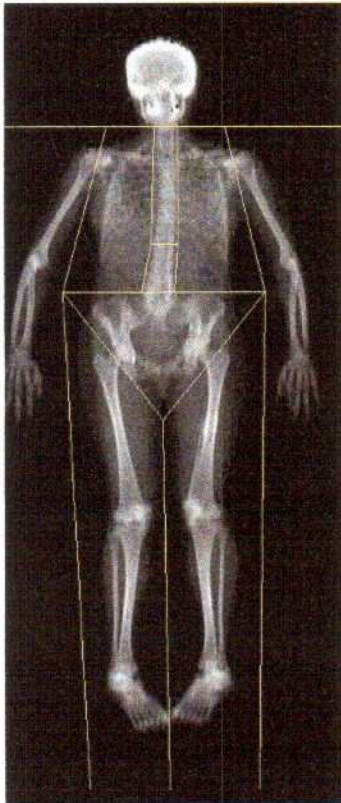
E-Mail: info@functionalmedicine.ca

Fax: 604-777-5511

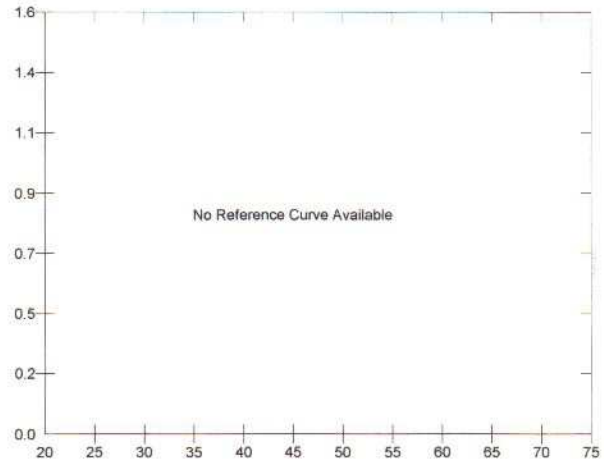
Name: PIZZORNO, LARA
Patient ID:
DOB: October 05, 1948

Sex: Female
Ethnicity: White

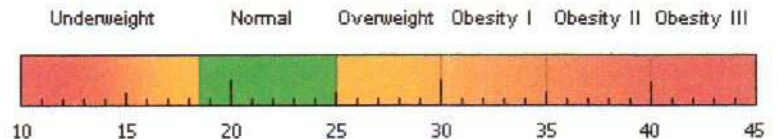
Height:
Weight:
Age: 62



Images not for diagnostic use



World Health Organization Body Mass Index Classification
BMI = WHO Classification



BMI has some limitations and an actual diagnosis of overweight or obesity should be made by a health professional. Obesity is associated with heart disease, certain types of cancer, type 2 diabetes, and other health risks. The higher a person's BMI is above 25, the greater their weight-related risks.

Body Composition Results

Region	Fat Mass (g)	Lean+ BMC (g)	Total Mass (g)	% Fat	%Fat Percentile YN	AM
L Arm	801	1617	2418	33.1		
R Arm	758	1702	2461	30.8		
Trunk	5349	18423	23772	22.5		
L Leg	2494	5809	8303	30.0		
R Leg	2862	5867	8729	32.8		
Subtotal	12264	33419	45683	26.8		
Head	894	3114	4008	22.3		
Total	13159	36532	49691	26.5		
Android	653	2386	3039	21.5		
Gynoid	2441	4940	7381	33.1		

Scan Date: January 13, 2011 ID: A01131105
Scan Type: a Whole Body
Analysis: January 13, 2011 12:43 Version 13.0
Auto Whole Body
Operator: NP
Model: Discovery W (S/N 84488)
Comment:

Adipose Indices

Measure	Result	Percentile YN	AM
Total Body % Fat	26.5		
Fat Mass/Height ² (kg/m ²)			
Android/Gynoid Ratio	0.65		
% Fat Trunk/% Fat Legs	0.72		
Trunk/Limb Fat Mass Ratio	0.77		

Lean Mass Indices

Measure	Result	Percentile YN	AM
Lean Mass/Height ² (kg/m ²)			
Appen. Lean Mass/Height ² (kg/m ²)			

Canadian Center for FUNCTIONAL MEDICINE

1550 United Boulevard
Coquitlam, BC V3K 6Y7

Telephone: 604-777-5500

E-Mail: info@functionalmedicine.ca

Fax: 604-777-5511

Name: PIZZORNO, LARA
Patient ID:
DOB: October 05, 1948

Sex: Female
Ethnicity: White

Height:
Weight:
Age: 62

Referring Physician:

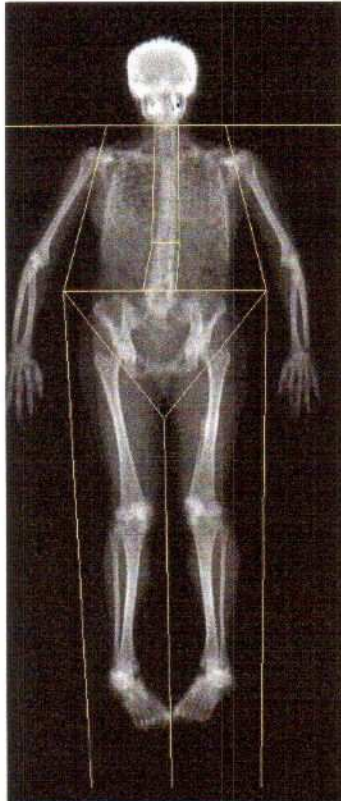


Image not for diagnostic use
k = 1.178, d0 = 49.3
318 x 150

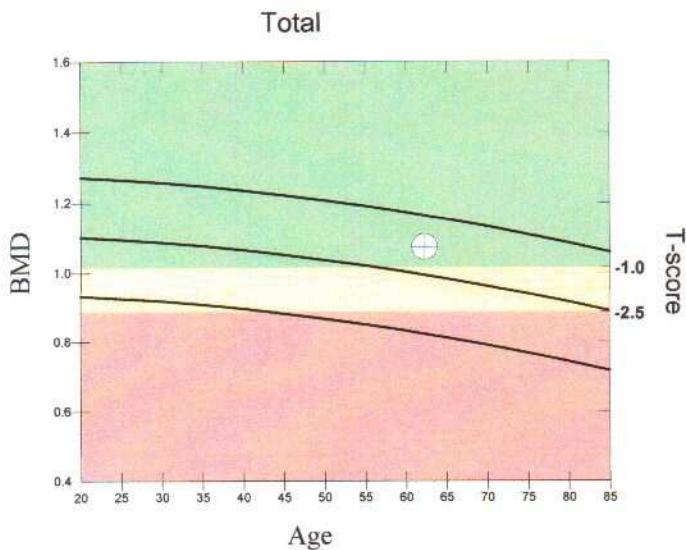
Scan Information:

Scan Date: January 13, 2011 ID: A01131105
Scan Type: a Whole Body
Analysis: January 13, 2011 12:43 Version 13.0:7
Auto Whole Body
Operator: NP
Model: Discovery W (S/N 84488)
Comment:

DXA Results Summary:

Region	Area (cm ²)	BMC (g)	BMD (g/cm ²)	T - score	Z - score
L Arm	163.35	115.14	0.705		
R Arm	176.73	125.66	0.711		
L Ribs	116.90	77.70	0.665		
R Ribs	98.40	67.67	0.688		
T Spine	114.94	90.23	0.785		
L Spine	55.50	53.20	0.959		
Pelvis	193.27	198.69	1.028		
L Leg	341.27	354.19	1.038		
R Leg	335.36	346.60	1.034		
Subtotal	1595.72	1429.07	0.896		
Head	227.90	528.65	2.320		
Total	1823.63	1957.72	1.074	-0.3	0.9

Total BMD CV 1.0%, ACF = 1.038, BCF = 1.003



Fracture Risk

Not Increased Increased High

T-score vs. White Female; Z-score vs. White Female. Source: BMDCS/Hologic

Physician's Comment:

HOLOGIC®