

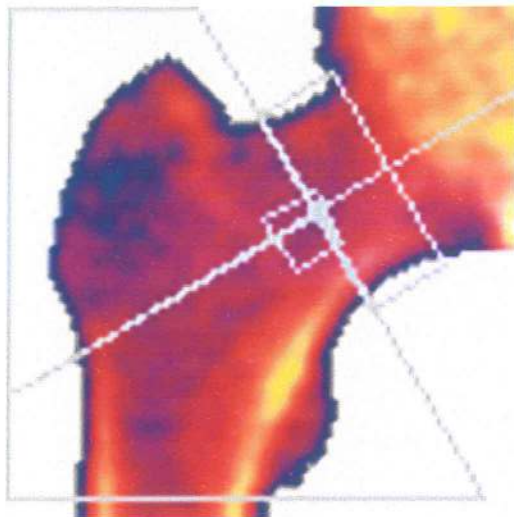
Name: COOKE, JULIE
ID: COO0855

Sex: Female
Ethnic: CAUCASIAN
Age: 58 years

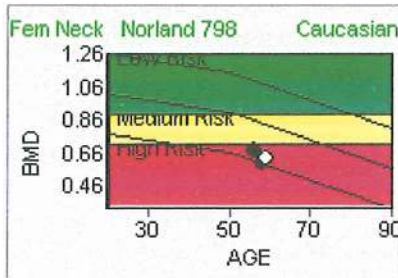
Height: 5'3"
Weight: 50



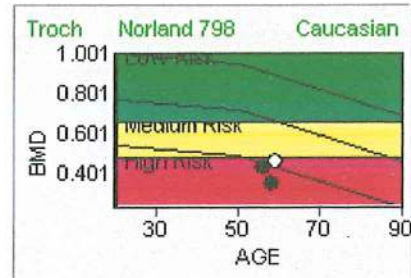
Right Hip on: 30/07/2014 2:19:04 PM



Bone image not for diagnosis.



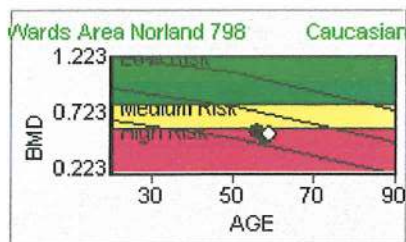
Young Ref. (%) 62.3
T-Score -3.18
Age Match (%) 76.0
Z-Score -1.65
Date BMD
11/06/13 0.603
19/09/11 0.673



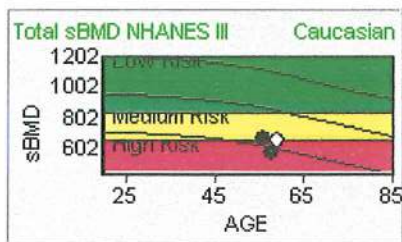
Young Ref. (%) 60.7
T-Score -2.67
Age Match (%) 70.3
Z-Score -1.74
Date BMD
11/06/13 0.351
19/09/11 0.431

HD Point Exclusion

Region	BMD (g/cm ²)	BMC (g)	Area (cm ²)	Length (cm)	Width (cm)	T-Score	Young Ref. (%)	Z-Score	Age Match (%)	ST Change (%)	ST Change (%/yr)	LT Change (%)	LT Change (%/yr)
Fem Neck	0.6338	3.235	5.105	1.50		-3.18	62.3	-1.65	76.0	5.1	4.5	-5.8	-2.0
Troch	0.4689	6.216	13.26			-2.67	60.7	-1.74	70.3	33.5	29.6	8.7	3.0
Wards Area	0.5119	0.5119	1.000	1.00	1.00	-2.89	54.9	-1.34	72.4	4.9	4.3	-3.6	-1.3
Total sBMD	652.3mg/cm ²	23033mg	35.31			-2.47	68.2	-1.60	76.8	12.5	11.1	-2.9	-1.0



Young Ref. (%) 54.9
T-Score -2.89
Age Match (%) 72.4
Z-Score -1.34
Date BMD
11/06/13 0.488
19/09/11 0.531



Young Ref. (%) 68.2
T-Score -2.47
Age Match (%) 76.8
Z-Score -1.60
Date BMD
11/06/13 579.6
19/09/11 671.8

STD CVs for Neck BMD: 1.2 BMC: 1.7 See Guide for other CVs.
1.0 mm X 1.0 mm, 90 mm/s, 9.00 cm, Rev. 4.2.0/2.3.1 Calib. 30/07/14 S/N 1978