

Sierra Endocrine Associates

7230 N. Millbrook Ave
Fresno, CA 93720

Telephone: 559-431-6197

Name: CASEY, CYNTHIA
Patient ID: 55782
DOB: December 16, 1950

Sex: Female
Ethnicity: White

Height: 63.0 in
Weight: 108.0 lb
Age: 62

Referring Physician: D. SACHAU

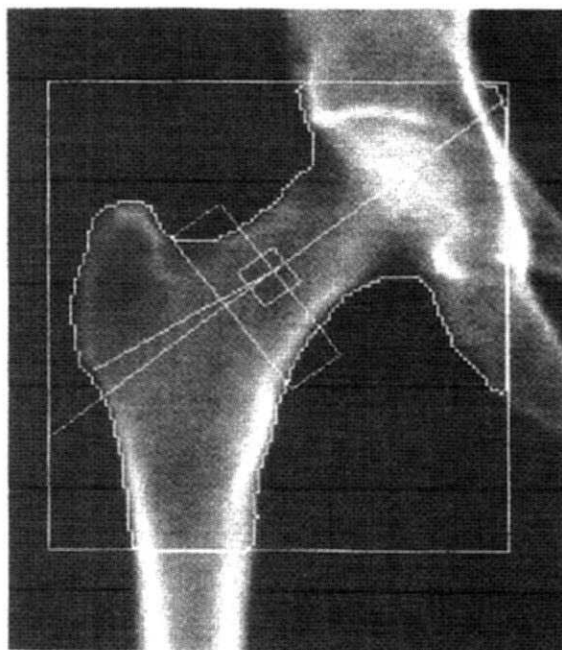
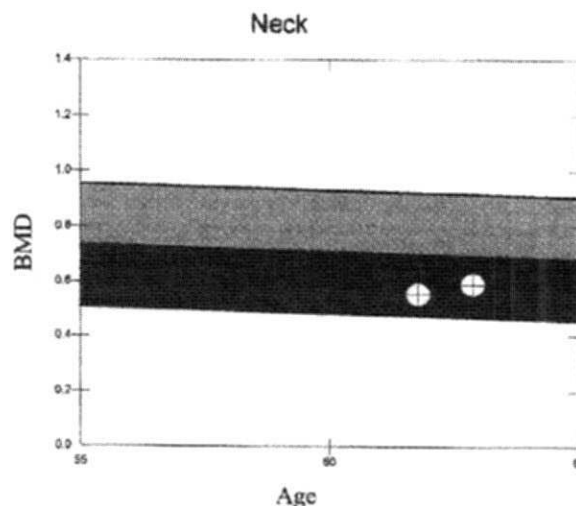


Image not for diagnostic use
105 x 110
NECK: 45 x 15

Scan Information:

Scan Date: October 29, 2013 ID: A10291305
Scan Type: f Right Hip
Analysis: October 29, 2013 11:46 Version 12.6.1
Right Hip
Operator: RHM
Model: Discovery SL (S/N 82635)
Comment:



DXA Results Summary:

T-score vs. White Female; Z-score vs. White Female. Source: NHANES

Scan Date	Age	BMD (g/cm ²)	T - score	BMD Change vs Baseline	BMD Change vs Previous
10/29/2013	62	0.590	-2.3	6.4%*	6.4%*
09/25/2012	61	0.554	-2.7		

* Denotes significance at 95% confidence level, LSC is 0.010400 g/cm²

HOLOGIC®

Sierra Endocrine Associates

7230 N. Millbrook Ave
Fresno, CA 93720

Telephone: 559-431-6197

Name: CASEY, CYNTHIA
Patient ID: 55782
DOB: December 16, 1950

Sex: Female
Ethnicity: White

Height: 63.0 in
Weight: 108.0 lb
Age: 62

Referring Physician: D. SACHAU

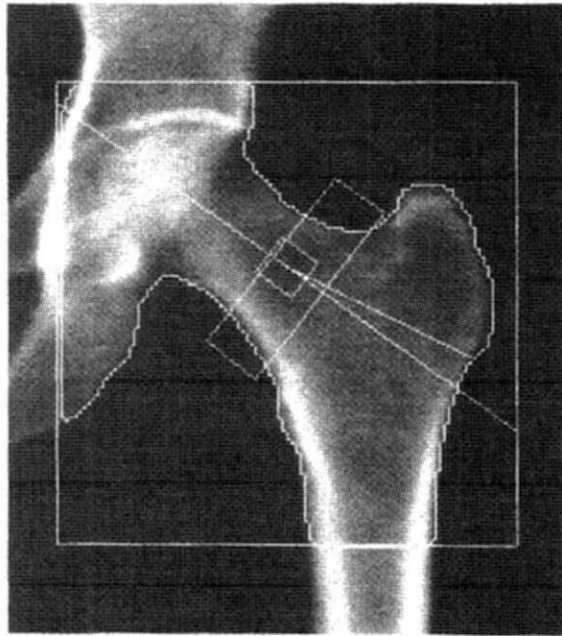
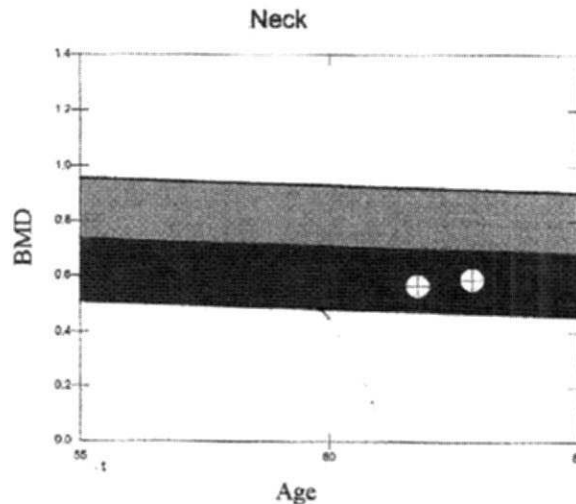


Image not for diagnostic use
105 x 109
NECK: -49 x 15

Scan Information:

Scan Date: October 29, 2013 ID: A10291304
Scan Type: f Left Hip
Analysis: October 29, 2013 11:46 Version 12.6.1
Left Hip
Operator: RHM
Model: Discovery SL (S/N 82635)
Comment:



DXA Results Summary:

T-score vs. White Female; Z-score vs. White Female. Source: NHANES

Scan Date	Age	BMD (g/cm ²)	T-score	BMD Change vs Baseline	BMD Change vs Previous
10/29/2013	62	0.587	-2.4	3.9%	3.9%
09/25/2012	61	0.565	-2.6		

* Denotes significance at 95% confidence level, LSC is 0.010400 g/cm²

HOLOGIC®

Sierra Endocrine Associates

7230 N. Millbrook Ave
Fresno, CA 93720

Telephone: 559-431-6197

Name: CASEY, CYNTHIA
Patient ID: 55782
DOB: December 16, 1950

Sex: Female
Ethnicity: White

Height: 63.0 in
Weight: 108.0 lb
Age: 62

Referring Physician: D. SACHAU

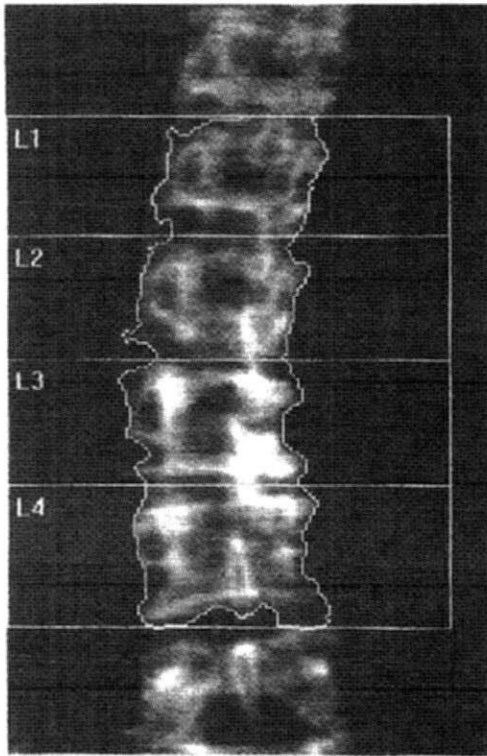
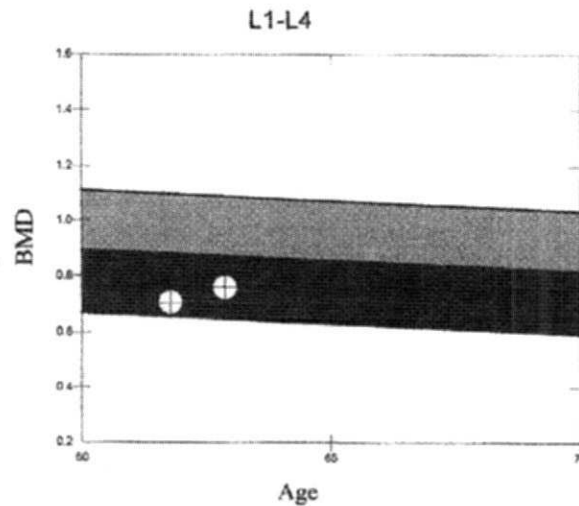


Image not for diagnostic use
116 x 138

Scan Information:

Scan Date: October 29, 2013 ID: A10291303
Scan Type: f Lumbar Spine
Analysis: October 29, 2013 11:47 Version 12.6.1
Lumbar Spine
Operator: RHM
Model: Discovery SL (S/N 82635)
Comment:



DXA Results Summary: L1-L4

T-score vs. White Female; Z-score vs. White Female. Source: Hologic

Scan Date	Age	BMD (g/cm ²)	T-score	BMD Change vs Baseline	BMD Change vs Previous
10/29/2013	62	0.759	-2.6	7.5%*	7.5%*
09/25/2012	61	0.706	-3.1		

* Denotes significance at 95% confidence level, LSC is 0.008060 g/cm²

Sierra Endocrine Associates

7230 N. Millbrook Ave
Fresno, CA 93720

Telephone: 559-431-6197

Name: CASEY, CYNTHIA
Patient ID: 55782
DOB: December 16, 1950

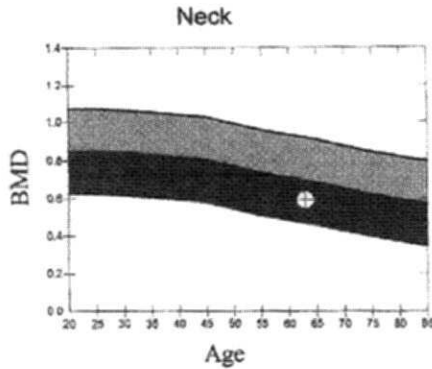
Sex: Female
Ethnicity: White

Height: 63.0 in
Weight: 108.0 lb
Age: 62

Referring Physician: D. SACHAU



Image not for diagnostic use
105 x 110
NECK: 45 x 15



Scan Date: October 29, 2013 - A10291305

DXA Results Summary:

Region	BMD (g/cm ²)	T - score	Z - score
Neck	0.590	-2.3	-0.9
Total	0.704	-1.9	-0.8

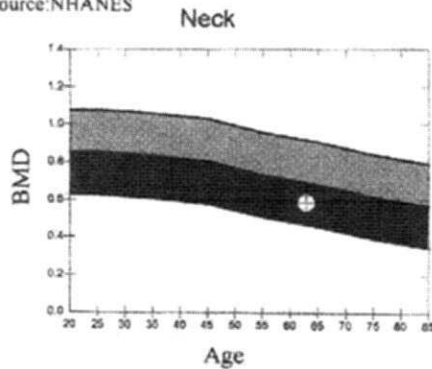
Total BMD CV 1.0%

WHO Classification: Osteopenia
Fracture Risk: Increased

T-score vs. White Female; Z-score vs. White Female.
Source: NHANES



Image not for diagnostic use
105 x 109
NECK: -49 x 15



Scan Date: October 29, 2013 - A10291304

Region	BMD (g/cm ²)	T - score	Z - score
Neck	0.587	-2.4	-1.0
Total	0.730	-1.7	-0.6

Total BMD CV 1.0%

WHO Classification: Osteopenia
Fracture Risk: Increased

T-score vs. White Female; Z-score vs. White Female.
Source: NHANES

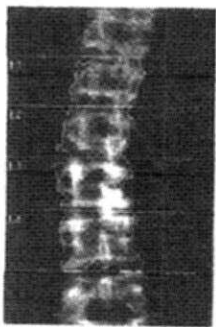
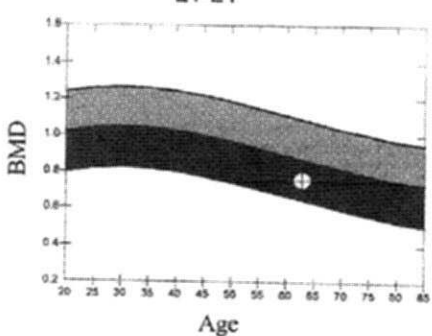


Image not for diagnostic use
116 x 138



Scan Date: October 29, 2013 - A10291303

Region	BMD (g/cm ²)	T - score	Z - score
L1-L4	0.759	-2.6	-1.0

Total BMD CV 1.0%

WHO Classification: Osteoporosis
Fracture Risk: High

T-score vs. White Female; Z-score vs. White Female.
Source: Hologic

HOLOGIC®